

# Ni-Catalyzed Electrochemical Decarboxylative C–C Couplings in Batch and Continuous Flow

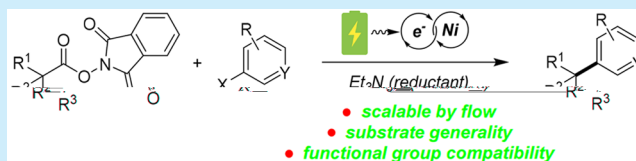
Hui Li,<sup>†</sup> Christopher P. Breen,<sup>†,‡</sup> Hyowon Seo,<sup>‡</sup> Timothy F. Jamison,<sup>\*,‡,§</sup> Yuan-Qing Fang,<sup>\*,†,§</sup> and Matthew M. Bio<sup>\*,†</sup>

<sup>†</sup>Snapdragon Chemistry Inc., Cambridge, Massachusetts 02140, United States

<sup>‡</sup>Department of Chemistry, Massachusetts Institute of Technology, Cambridge, Massachusetts 02139, United States

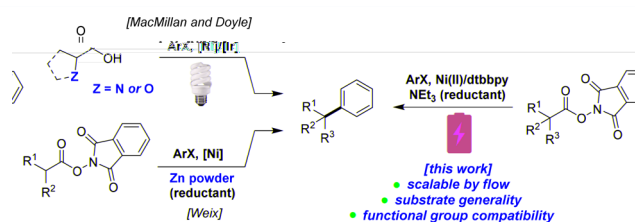
**S** Supporting Information

**ABSTRACT:** An electrochemically driven, nickel-catalyzed reductive coupling of  $\alpha$ -hydroxyphthalimide esters with aryl halides is reported. The reaction proceeds under mild conditions in a divided electrochemical cell and employs a tertiary amine as the reductant. This decarboxylative C(sp<sup>3</sup>)–C(sp<sup>2</sup>) bond-forming transformation exhibits excellent substrate generality and functional group compatibility. An operationally simple continuous-flow version of this transformation using a commercial electrochemical flow reactor represents a robust and scalable synthesis of value added coupling process.



The formation of C<sub>sp3</sub>–C<sub>sp2</sub> bonds is a powerful means of synthesizing high-value chemicals.<sup>1</sup> Nickel catalysis has offered numerous avenues to C<sub>sp3</sub>–C<sub>sp2</sub> bond assembly via cross coupling of C<sub>sp3</sub> electrophiles. Most methods make use of organometallic compounds as transmetalating agents, which are reminiscent of classic Kumada, Negishi, and Suzuki couplings.<sup>2</sup> The needs of using these highly sensitive, less functional group compatible organometallic reagents necessitated the development of additional modes of nickel-catalyzed C<sub>sp3</sub>–C<sub>sp2</sub> bond formation using native functional groups as latent nucleophiles. These include cross-coupling methods that combine single-electron-transfer catalytic cycles of nickel with iridium photoredox cocatalysts<sup>3</sup> and cross-electrophile reductive couplings relying on an exogenous, stoichiometric metallic powder reductant (e.g., Zn, Mn) to transfer electrons to nickel catalysts.<sup>4</sup> Herein, we report a novel and powerful approach for electrochemical generation of highly reactive radicals and their incorporation into a Ni-catalyzed C<sub>sp3</sub>–C<sub>sp2</sub> coupling manifold to construct structurally diverse molecules in both batch and continuous flow.

One seminal example in this field reported by MacMillan and Doyle elegantly utilized an Ir-photoredox/Ni dual catalyst system to achieve decarboxylative C<sub>sp3</sub>–C<sub>sp2</sub> coupling (Figure 1). The requirement of an  $\alpha$ -heteroatom in the starting material carboxylic acid limits its broad use of inexpensive and readily available aliphatic carboxylic acids. To utilize more general carboxylic acids, Weix group demonstrated a complementary approach of Ni-catalyzed cross coupling of  $\alpha$ -hydroxyphthalimide (NHP) esters in the presence of zinc powder as a reducing agent.<sup>5</sup> Nonetheless, reactive metal powders are generally challenging to work with, in particular on large scales due to purity, surface oxidation, and safety issues. Mechanistically, many electron-transfer steps in photoredox-catalytic cycle or chemical reduction parallels electrochemical processes. Instead of intrinsically less efficient electron-photon-electron conversion (e.g.,



**Figure 1.** Nickel-catalyzed sp<sup>3</sup>–sp<sup>2</sup> cross-couplings using carboxylic acids/derivatives and aryl halides as coupling partners.

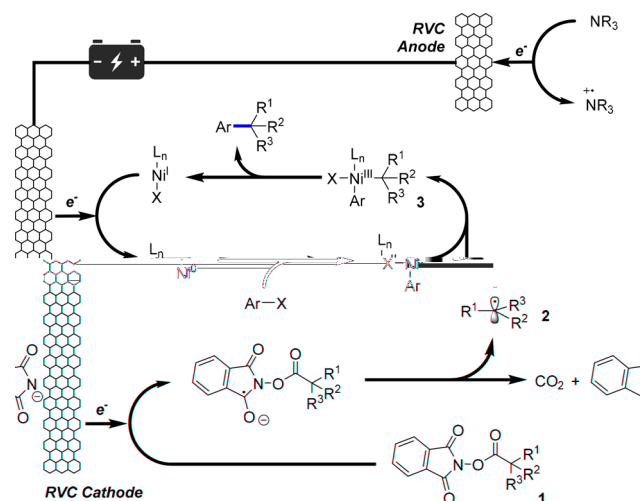
LED light) or stoichiometric amounts of metal reductants, we thought direct reduction of NHP esters using electric current would be a much more energy efficient and safer method to introduce reactive radical species into a catalytic cycle.<sup>6</sup>

Interest in electrochemical methods has recently been revived as an attractive solution to lingering problems in organic synthesis.<sup>7</sup> By tuning the applied potential and current, electrochemistry offers precise, selective formation and regulated generation of reactive species, enabling predictable and controllable chemoselectivity.<sup>8</sup> Such advantages render electrochemistry a sustainable, economically practical, and environmentally benign technique for chemical synthesis.

We reasoned that cathodic reduction of the redox active NHP ester **1**<sup>9,10</sup> would result in a decarboxylative fragmentation resulting in generation of the C<sub>sp3</sub> radical **2** (Figure 2). Observation of an irreversible reduction using cyclovoltammetry of model substrate **4** at –1.2 V (vs Ag/AgCl) supported this initial hypothesis. Alkyl radical **2** is then intercepted by a homogeneous nickel catalyst, which could be either Ni(0) or Ni(II) generated from oxidative addition of aryl halides. The challenge in this case is whether or not a highly reactive radical

**Received:** January 7, 2018

**Published:** February 12, 2018



**Figure 2.** Proposed electrochemical-driven nickel-catalyzed decarboxylative arylation unit steps.

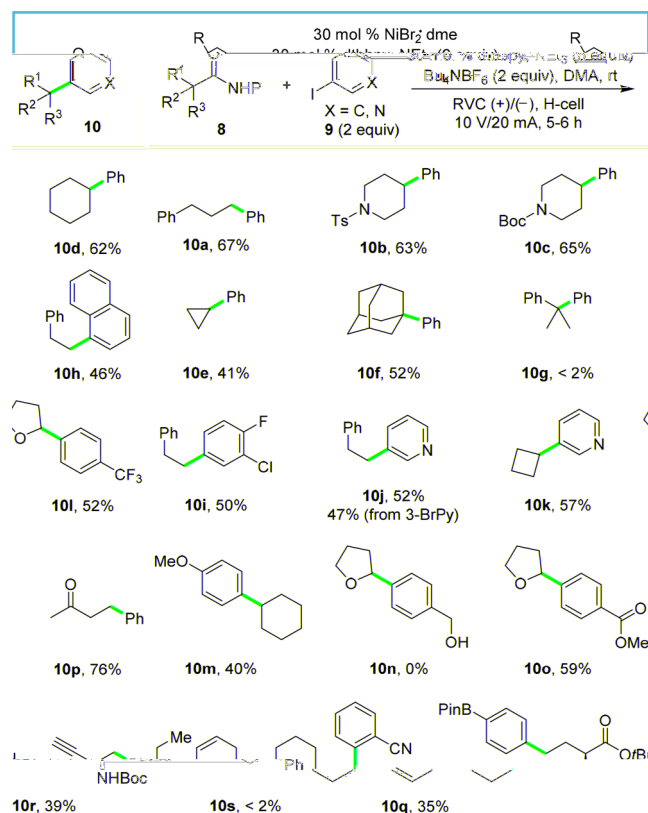
species generated on a solid-state electrode surface would have sufficient lifetime to interact with nickel catalyst before Kolbe dimerization or sequential over reduction into carbanion. Upon generation of Ni(III) species 3, the alkyl and aryl groups are expected to undergo reductive elimination to form the  $C_{sp^3}-C_{sp^2}$  coupling product. The resulting Ni(I) would be reduced at the cathode to Ni(0), thus closing the catalytic cycle. Notably, we propose to use electron-rich tertiary amines as sacrificial reductants, which would easily undergo anodic oxidation and donate electrons to the electrochemical system.<sup>11</sup>

With this mechanistic hypothesis in mind, we set out to explore the feasibility of our proposed decarboxylative arylation reaction (Table 1). Our investigations began with the coupling between NHP ester 4 and iodobenzene using triethylamine as the sacrificial reductant, reticulated vitreous carbon (RVC) as cathode and anode material, and with maximum potential (V) and current (A) output set at 10 V and 20 mA, respectively. Initial

experiments (Table 1) indicate that the reaction proceeds with superior chemoselectivity for the desired coupling pathway versus Kolbe-type coupling in a divided H-cell over an undivided cell. The superior performance in a divided cell is likely due to competitive anodic oxidation of low-valent nickel species in an undivided cell (entries 1 and 2). Diminished yield and chemoselectivity (entry 3) occurred when nickel foam was used as the cathode material compared to using RVC. A cursory solvent and ligand screening did not afford improved reaction outcome (entries 4–7) from the original condition. Increasing the catalyst loading of Ni<sup>II</sup>/dtbbpy combination to 30 mol % promoted the yield of 5 (entry 8). Further optimization of the electrolyte counteranion identified PF<sub>6</sub><sup>−</sup> as providing an optimal yield of 5 and high chemoselectivity (74%, > 10:1, entry 10).<sup>12</sup> As expected, a control experiment performed in the absence of electron current resulted in no product formation. Performing the reaction without a nickel catalyst present resulted in formation of Kolbe coupling dimer 6 along with a significant amount of hydrocinnamic acid 7 (entries 11 and 12). It is worth noting that formation of 7 was observed under all productive conditions (entries 1–10, 12). Water content of the reaction mixture (~100 ppm) only accounted for ~6 mol % of 7. The results suggest a competitive electrochemically mediated pathway is presumably responsible for the formation of 7.

With optimized conditions identified, we then explored the reaction scope (Scheme 1). The reaction tolerated a range of primary and secondary NHP esters, including esters derived from natural products (e.g., 10q, 10r). NHP esters with constrained  $\alpha$ -carboxyl quaternary sp<sup>3</sup> centers can be incorporated with good efficiency (10f), but unconstrained quaternary centers are beyond the range of the present system (10g).

**Scheme 1.** Reaction Scope of Nickel-Catalyzed Electrochemical Decarboxylative Arylations



**Table 1.** Initial Studies toward Nickel-Catalyzed Electrochemical Decarboxylative Arylation Reactions

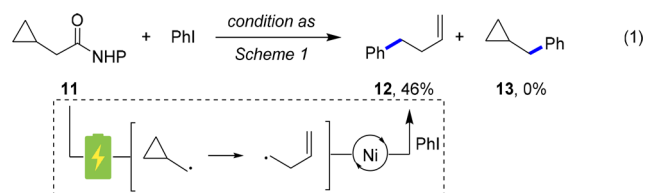
entry	deviation from above	yield (%)		
		5	6	7
1	none	54	11	22
2	undivided cell	6	39	18
3	nickel foam cathode	41	23	21
4	DMF instead of DMA	49	20	21
5	CH <sub>3</sub> CN instead of DMA	48	26	19
6	bpy instead of dtbbpy	47	23	24
7	dmebpy instead of dtbbpy	49	14	25
8	30 mol % Ni <sup>II</sup> /dtbbpy	67	9	18
9	30 mol % Ni <sup>II</sup> /dtbbpy, Bu <sub>4</sub> NClO <sub>4</sub>	65	10	15
10	30 mol % Ni <sup>II</sup> /dtbbpy, Bu <sub>4</sub> NPF <sub>6</sub>	74	6	14
11	no electricity	0	0	0
12	no NiBr <sub>2</sub> ·glyme	0	44	38

<sup>a</sup> 2 mmol scale. <sup>b</sup> Yield determined by calibrated HPLC assay.

<sup>c</sup> Maximum potential and current output set at 10 V and 20 mA.

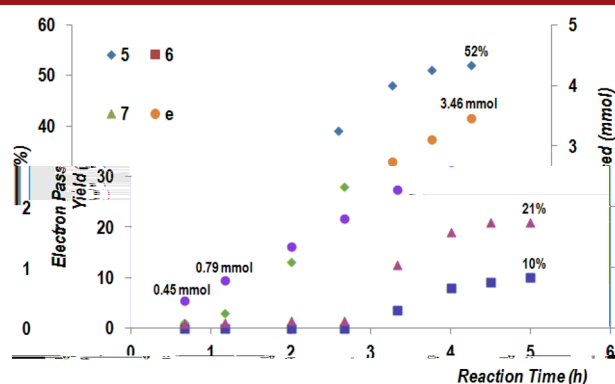
Various electron-neutral and electron-deficient (hetero)aryl halides are suitable partners and coupled efficiently (e.g., **10h**–**1**). Electron-rich 4-iodoanisole was also amenable to the current electrochemical condition (**10m**), albeit in modest yield. The mild nature of the current protocol facilitates broad functional group compatibility, tolerating ketone (**10p**), esters (**10o**), alkene (**10q**), protected nitrogen (**10b**, **10c**, **10r**), and boronic ester (**10r**) moieties. Benzylic alcohol (**10n**) and terminal alkyne (**10s**) containing substrates, however, are not compatible with the current reaction conditions.

The intermediacy of radical species **2** was supported by a radical-clock experiment (eq 1). Coupling of NHP ester **11** with



iodobenzene provided **12** exclusively in 46% yield, which is consistent with rapid ring opening of the intermediate cyclopropylmethyl radical resulting from decarboxylative fragmentation of the carboxyl radical.

The kinetic profile of the reaction of **4** with iodobenzene was examined to gain insight into the decarboxylative coupling reaction (entry 1, Table 1). As shown in Figure 3, very little



**Figure 3.** Kinetic profile of decarboxylative coupling between NHP ester and iodobenzene ("e" denotes electron).

coupling product **5** was observed during the initial hour of electrolysis. The major cathodic event is likely the reduction of  $\text{Ni}^{\text{II}}$  to  $\text{Ni}^{\text{I}}$ / $\text{Ni}^0$  species. This is supported by the observation of a reduction event at  $-0.8$  V in a cyclic voltammetry experiment (vs Ag/AgCl). Such a voltage is below the reductive potential of both NHP ester **4** at  $-1.2$  V and iodobenzene at  $-2.3$  V (see the Supporting Information). The onset of product **5** formation appears around 70 min, at which time 0.79 mmol of electrons have been passed through the system. This value is very close to the theoretical amount of electrons (i.e., 0.8 mmol) required to completely reduce  $\text{Ni}^{\text{II}}$  to  $\text{Ni}^0$ . Interestingly, neither the dimer **6** nor hydrocinnamic acid **7** is observed until about 3 h of electrolysis. This observation suggests that deactivation of the nickel catalyst occurs after  $\sim 3$  h of electrolysis. As indicated in Figure 3, the production rate of **6** and **7** increases while the rate of the desired pathway decreases. This regime is reminiscent of the reaction pathway devoid of nickel (entry 12, Table 1).

Organic electro-synthesis carried out in laboratory batch cells (e.g., H-cells) represents a useful approach for small scale ( $<5$  mmol) electrochemical reactions but presents limitations for larger scale production. One potential approach to address practically and economically the scalability issue is operation under continuous flow conditions.<sup>13</sup> Owing to the decreased interelectrode distance and increased interfacial ratio of electrode versus reaction stream within an electrochemical flow cell, the efficiency of mass, energy, and electron transfer may be enhanced significantly.

To examine these potential advantages, the electrochemical nickel-catalyzed decarboxylative reactions were evaluated under flow conditions (Table 2). RVC foam pieces were attached to the

**Table 2.** Continuous-Flow Ni-Catalyzed Electrochemical Decarboxylative Arylations

entry	reactor	(mA/cm <sup>3</sup> )	$t_R$ (min)	yield (%)		
				5	6	7
1	flow cell	38	3.8	54	33	8
2	flow cell	29	4.2	62	17	10
3	flow cell	14	8.3	81	6	8
4	H-cell	3–4.5	410	74	6	14

Cathode stream: **4** (0.1 M), PhI (2 equiv)  $\text{NiBr}_2 \cdot \text{dme}/\text{dtbbpy}$  (30 mol %),  $\text{Bu}_4\text{NPF}_6$  (0.2 M); anode stream:  $\text{NEt}_3$  (6 equiv),  $\text{Bu}_4\text{ow}09(\text{ow}156418.8472\text{TmNi.TJ}6.02)$

anode and cathode graphite plates of a C-flow electrochemical flow cell, to provide increased surface area of both electrodes (see SI). A cathodic stream (containing NHP ester **4**, iodobenzene,  $\text{Ni}^{\text{II}}$ /dtbbpy, and  $\text{Bu}_4\text{NPF}_6$ ) and an anodic stream (containing triethylamine and  $\text{Bu}_4\text{NPF}_6$ ) were flowed into the electrochemical cell. A Nafion membrane was utilized to separate the two streams, allowing cross-membrane flow of ions but not neutral molecules.<sup>14</sup> Adjustment of flow rates at a given current density allowed full conversion of NHP ester **4** after a single pass through the cell. Increased flow rates showed a positive effect on the chemoselectivity to favor decarboxylative arylation over Kolbe-type dimerization. This is likely a result of improved mixing at increased flow rates (see the SI). With a current density of 38 mA per cubic centimeter of RVC carbon foam (100 ppi), 55% of decarboxylative arylation product **5** was produced along with significant amount of dimer **6** (33%, entry 1). This indicates that the rate of homobenzyl radical generation is faster than the nickel-based catalytic cycle turnover frequency. We then fine-tuned the current density to match more closely the kinetics of these two chemical events. Indeed, improved chemoselectivity occurred at lower current density (entries 2 and 3). Under the optimized condition, 81% of **5** was furnished at a current density

of 14 mA/cm<sup>3</sup> and 8.3 min residence time, as compared to 74% yield obtained in batch (H-cells) with 3–4.5 mA/cm<sup>3</sup> current density and 410 min residence time (entry 3 vs 4). Interestingly, in continuous flow, the formation of byproduct 7 was suppressed (entries 1–3 vs 4).

In summary, we have demonstrated that electrochemically generated, highly reactive, and short-lived radical species on a solid-state electrode surface can be selectively incorporated into a transition-metal catalysis manifold to form high-complexity molecules productively. These electrochemically driven, Ni-catalyzed decarboxylative C<sub>sp3</sub>–C<sub>sp2</sub> cross-reductive couplings of NHP ester with aryl halides exhibit broad substrate compatibility, tolerance of a range of sterically and electronically diverse coupling partners. Preliminary studies demonstrated improved reaction performance and efficiency when carried out under continuous flow conditions and delivered a method that is amenable to rapid scale-up. The results reported herein provide a new and practical method for the use of carboxylic acids as precursors to C–C bond-forming reactions and allude to a broad range of potential similar reaction manifolds that are currently being pursued in our laboratories.

## ■ ASSOCIATED CONTENT

### ■ Supporting Information

The Supporting Information is available free of charge on the ACS Publications website at DOI: [10.1021/acs.orglett.8b00070](https://doi.org/10.1021/acs.orglett.8b00070).

Experimental procedure and analytical data (PDF)

## ■ AUTHOR INFORMATION

### Corresponding Authors

\*E-mail: [tfj@mit.edu](mailto:tfj@mit.edu).

\*E-mail: [eric.fang@snapdragonchemistry.com](mailto:eric.fang@snapdragonchemistry.com).

\*E-mail: [matt.bio@snapdragonchemistry.com](mailto:matt.bio@snapdragonchemistry.com).

### ORCID

Timothy F. Jamison: 0000-0002-8601-7799

Yuan-Qing Fang: 0000-0002-8952-1018

### Notes

The authors declare no competing financial interest.

## ■ ACKNOWLEDGMENTS

Financial support of this work was partially provided by an SBIR grant from NSF (164576). C.P.B., H.S., and T.F.J. also thank the Bill and Melinda Gates Foundation (“Medicine for All” Initiative) for financial support. H.S. thanks Amgen Graduate Fellowship in Synthetic Chemistry.

## ■ REFERENCES

- (1) (a) *Macmillan, D. W. C., Eds.; Wiley-VCH: New York, 1998*. (b) Jana, R.; Pathak, T. P.; Sigman, M. S. *C. R. Acad. Sci. Paris, Ser. B* **2011**, *341*, 1417. (c) Manolikakes, G. 3.08 Coupling Reactions between sp<sup>3</sup> and sp<sup>2</sup> Carbon Centers A2. In *Cross-Coupling Reactions*, 2nd ed.; Knochel, P., Molander, G. A., Eds.; Elsevier: Amsterdam, 2014; pp 392–464.
- (2) For representative reviews, see: (a) Tasker, S. Z.; Standley, E. A.; Jamison, T. F. *Chem. Rev.* **2014**, *509*, 299. (b) Tellis, J. C.; Kelly, C. B.; Primer, D. N.; Jouffroy, M.; Patel, N. R.; Molander, G. A. *Chem. Rev.* **2016**, *49*, 1429. (c) Fu, G. C. *ACS Catal.* **2017**, *3*, 692. (d) Lucas, E. L.; Jarvo, E. R. *Chem. Rev.* **2017**, *1*, 0065.
- (3) For representative reviews, see: (a) Twilton, J.; Le, C. C.; Zhang, P.; Shaw, M. H.; Evans, R. W.; MacMillan, D. W. C. *Chem. Rev.* **2017**, *1*, 0052. For representative examples, see: (b) Zuo, Z.; Ahneman, T.; Chu, L.; Terrett, J. A.; Doyle, A. G.; MacMillan, D. W. C. *Chem. Rev.* **2014**, *345*, 437. For representative examples of using organoborons as nucleophiles, see: (c) Tellis, J. C.; Primer, D. N.; Molander, G. A. *Chem. Rev.* **2014**, *345*, 433.

(4) For representative reviews, see: (a) Weix, D. J. *Chem. Rev.* **2015**, *48*, 1767. For selected examples, see: (b) Everson, D. J.; Shrestha, R.; Weix, D. J. *J. Am. Chem. Soc.* **2010**, *132*, 920. (c) Wang, X.; Wang, S.; Xue, W.; Gong, H. *J. Am. Chem. Soc.* **2015**, *137*, 11562. For representative example of nonmetallic reductant, see: (d) Suzuki, N.; Hofstra, J. L.; Poremba, K. E.; Reisman, S. *Chem. Lett.* **2017**, *19*, 2150.

(e) Anka-Lufford, L. L.; Huihui, K. M. M.; Gower, N. J.; Ackerman, L. K. G.; Weix, D. J. *Chem. Rev.* **2016**, *22*